

SPEEDCRAFTS

ASPHALT & CONCRETE EQUIPMENT



*Engineering Excellence
Through Innovation*



AN ISO 9001
CERTIFIED COMPANY



CONCRETE BATCHING PLANT
CONCRETE CONVEYOR

Concrete Batching Plant


Fully automatic Stationary Concrete Plants are available upto 60 m³/hr capacity. These plants are highly advanced and durable.

Features

- ▶ Plants available in 30 / 45 / 60 m³/hr capacity.
- ▶ Equipped with Pan / Planetary / Twin Shaft Mixer.
- ▶ Inline storage of Aggregates.
- ▶ Aggregate weighing conveyor suspended on load cells.
- ▶ Inclined conveyor for feeding of aggregate into mixer.
- ▶ Independent weighing system for Cement, Water & Additive.
- ▶ Operation through Fully Automatic Electronic Control Panel.
- ▶ Manufacturing is done with advanced, internationally recognised techniques at our State of the art facilities.
- ▶ Global presence with prompt after sales support.
- ▶ Dedicated R & D Department.

Optionals

- Cement / Fly Ash storage & conveying system up to 100 MT capacity.
- Radial Conveyor for feeding of aggregate into the bins.



Twin Shaft Mixer

Mixer Features

- Outstanding Homogeneity In Short Time
- Low Wear Design
- Easy & Low Maintenance



Planetary Mixer





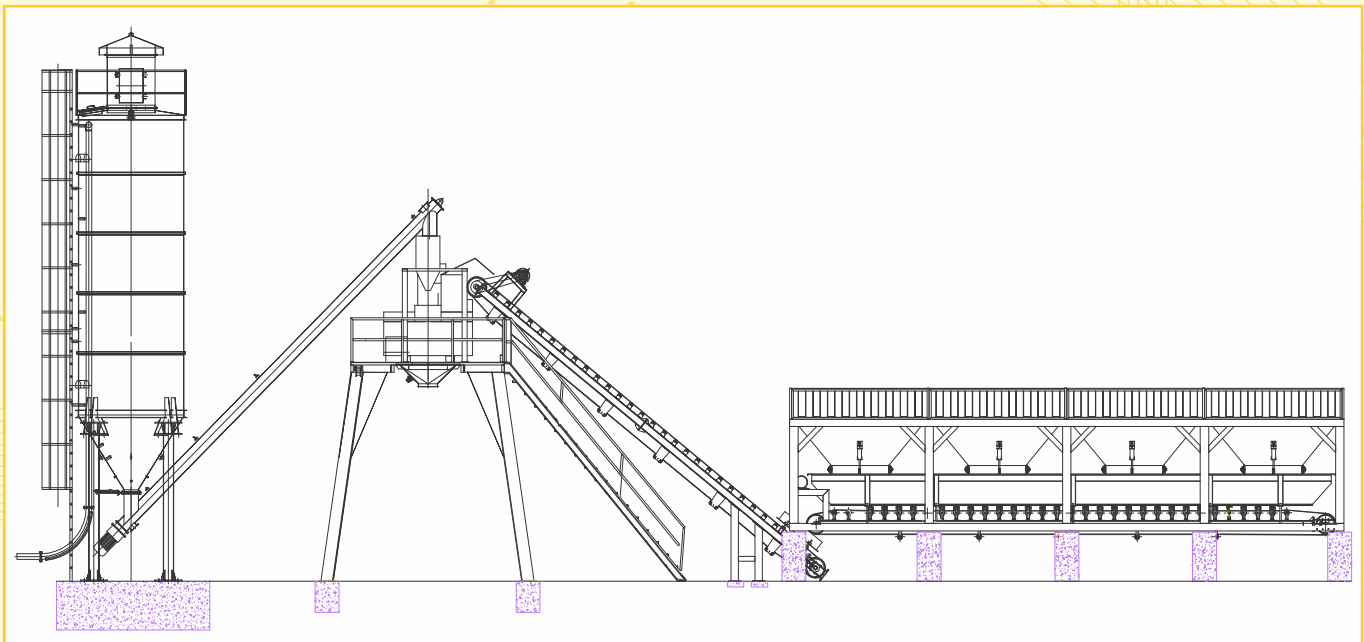
Transfer Belt

- ▶ Corrugated Side wall
- ▶ Cleat placement for box formation
- ▶ 40° angle for conveyance of material
- ▶ Rugged structure for long life
- ▶ Compact Placement of Plant



Controls

- ▶ PLC Based Control
- ▶ SCADA Interface
- ▶ Automatic & Manual Operation
- ▶ Auto Correction of Water
- ▶ Inventory Control Management



Technical Characteristics : SCP 30 / 45 / 60

MODEL	SCP-30	SCP-45	SCP-60
Output (m ³ /hr)	30	45	60
Type of Sand / Aggregate Bin	In Line	In Line	In Line
No. of Bins	4	4	4 / 5
Bin Capacity (Each)	8 m ³	10 m ³	12 m ³
Transfer Belt Width (Deep Bucket Type)	800 mm	800 mm	1000 mm
Type of Mixer	Pan	Planetary	Twin Shaft
Cement / Filler Weighing System	✓	✓	✓
Water Weighing System	✓	✓	✓
Admixture Weighing System	✓	✓	✓
Air Compressor	✓	✓	✓
Controls	SCADA Enabled	SCADA Enabled	SCADA Enabled
Auto + Manual Mode	✓	✓	✓
Inventory Management	✓	✓	✓
Discharge Height	4.1 mtr	4.1 mtr	4.1 mtr

Weighing Accuracy : Conforming to IS & DIN Standards 2% For Aggregate & 1% For Water & Cement

**

Higher Capacity Plants are offered on specific request.

Containerized Concrete Plant

Container type, fully integrated, automatic Concrete Plants are available in 36 & 45 m³/hr capacity. With design, mixer and controls from Europe, these plants are available both in stationary and mobile versions.

- Features**
- ▶ Compact design from Europe
 - ▶ European Mixer & Controls
 - ▶ Quick Installation
 - ▶ Low Maintenance Cost
 - ▶ One Trailer Load
 - ▶ Global Supplies & Support



Optionals

- Wheel & Axle for Mobility
- Cement Silo with Screw Conveyor and Accessories
- Cement Weigher System on top of Mixer
- Dosing system for Liquid Additives

Technical Characteristics : MCP 36 / 45

Model	MCP 36	MCP 45
Output (m ³ /hr)	36	45
Type of Mixer	Pan	Pan
Sand / Aggregate Hopper	4 Nos.	4 Nos.
Hopper Capacity (each)	4.5 m ³	4.5 m ³
Water Tank	In built	In built
Water Pump	1 No.	1 No.
Controls	Fully Automatic	Fully Automatic
Concrete Discharge	Through Conveyor Belt	Through Conveyor Belt
Approx. Weight	14000 Kg	15000 Kg

**



Portable Concrete Plant

These are highly Portable Concrete Plants & is available in 20 cbm/hr capacity. Extremely useful for contractors on the move.



Technical Characteristics : SCP 20

Model	SCP 20
Output (m ³ /hr)	20
Type Of Mixer	Pan
Mixer Motor Power	30 Hp
Sand/Aggregate Hopper (Split Bin)	04 Nos
Hopper Capacity (Each)	05 m ³
Water Pump	01 No
Additive Jar	01 No
Additive Pump	01 No
Controls	Fully Automatic
Weighing System	Electronic Digital
Weight (approx)	11 Tons
Cement Hopper with Screw Conveyor	01 Set
Load Out Conveyor	01 Set
Power Requirement	75 KVA

Features

- ▶ Compact design
- ▶ Cost Efficient
- ▶ Quick Installation
- ▶ Low Maintenance Cost
- ▶ One Trailer Load
- ▶ Global Supplies & Support

Optionals

- Wheel & Axle for Mobility
- Cement Silo with Screw Conveyor and Accessories



Mobile Concrete Plant

Compact design and fully automatic Mobile Concrete Plant is manufactured upto 15 m³/hr capacity. Ease of erection and operation is the key feature of this plant.

Features

- ▶ Compact design
- ▶ Cost Efficient
- ▶ Low Maintenance
- ▶ One Trailer Load
- ▶ Top Quality Components
- ▶ Global Supplies & Support



Technical Characteristics : MCP 15

Model	MCP 15
Output (m ³ /hr)	15
Type of Mixer	Pan
Sand / Aggregate Hopper	4 Nos.
Hopper Capacity (each)	2.5 m ³
No. of Wheels	6 Nos.
Water & Additive Tank	In built
Water & Additive Pump	1 No. Each
Cement Hopper with Screw Conveyor	Included
Controls	Fully Automatic
Concrete Discharge	Through Conveyor Belt
Approx. Weight	11000 Kg

**



Concrete Conveyor

SPEEDTHEAM Transit Mixer Mounted Concrete Conveyor helps you place your concrete right where you want it. Manufactured under French collaboration, these machines are an Ideal Solution for job sites of Short to Medium distances. Economy, flexibility, ease of use, low maintenance, high return on investment and convenience are just some advantages that have made these machines globally popular.

Advantages of Concrete Conveyor

- ▶ Highly Cost Effective
- ▶ Can be operated by one person
- ▶ Low Maintenance Equipment
- ▶ Easy to Service
- ▶ Better Economy and Lower Capital Cost compared to Pumps
- ▶ Can be deployed at short notice
- ▶ Can be mounted on truck chassis
- ▶ Easy to maneuver as the booms are hydraulically operated
- ▶ Controlled speed of pouring facilitates a wide range of uses
- ▶ Any grade of concrete can be poured
- ▶ Prevents segregation
- ▶ Conveys concrete in difficult to reach areas
- ▶ Prevents double handling of concrete
- ▶ Upto 4 transit mixers can unload simultaneously on one conveyor
- ▶ Economical Operation and Excellent Profitability.



Technical Characteristics : PR 12

Model	PR 12
Conveyor Length	12.2 mtr
Approximate Weight	1.6 Tonnes
Belt Width	360 mm
Discharge Rate	70 m ³ /hr
Discharge Height	7.5 mtr
Motor	160 cc
Controls	Hydraulic

**



** Due to SPEEDCRAFTS Policy of continuous improvement / development, the technical data mentioned in this entire catalogue is not binding and subject to change without notice.

SPEEDCRAFTS

www.speedcrafts.com
www.speedcrafts.net

SPEEDCRAFTS LIMITED

MARKETING HEADQUARTERS

'Unitech Business Zone'
Tower C, Unit No. 804
Nirvana Country, Sector 50
Gurgaon - 122 001, (Delhi NCR)
Tel : +91-124-2219968
Fax : +91-124-2219928

CORPORATE OFFICE

'Layak Bhawan'
Boring Canal Road
Patna - 800 001, Bihar
Tel : +91-612-2534514 / 2520914
Fax : +91-612-2527029

REGIONAL OFFICE

'Neelamber Building'
Flat No. 5F, 5th Floor
28-B, Shakespeare Sarani
Kolkata - 700 017, West Bengal
Tel : +91-33-22804458
Fax : +91-33-22905390

MANUFACTURING UNITS

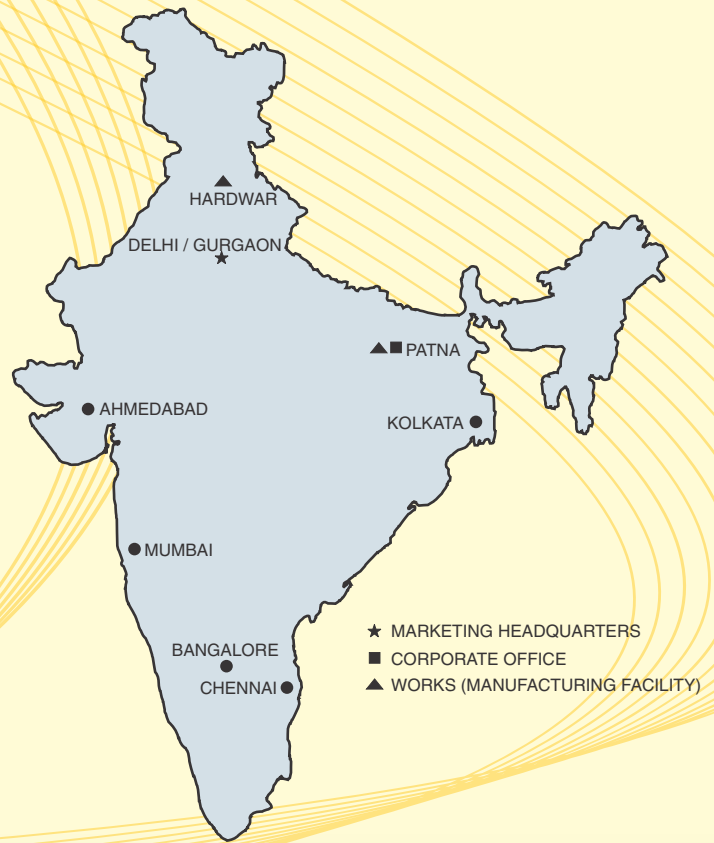
UNIT - I

Plot No.1A, Sector-7, IIE (SIDCUL)
Hardwar, Uttrakhand, India

UNIT - II

Layak Enclaves, Sahay Nagar
Phulwarisharif, Patna, Bihar, India

CIN : U34100BR1971PLC000904



Email :

info@speedcrafts.com | info@speedcrafts.net

